


Customer Portal Payment Guide

Version 1.0 – October 2024

*A step-by-step guide to managing your
payments securely and efficiently online*

Instructions

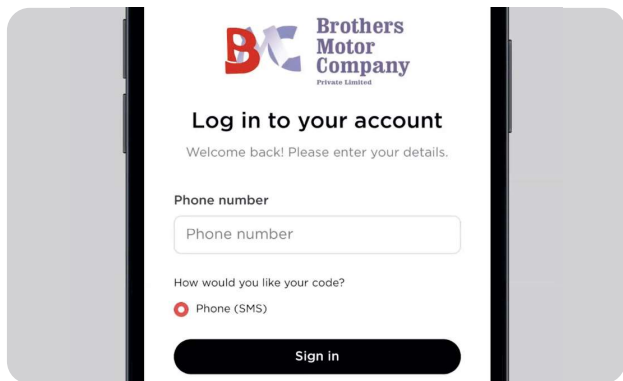
1



To make a payment, go to the **honda.mv** homepage, you will find the BMC portal on the top right side, click it to proceed.

ከከንዲስ ገጽ ላይ ባለው ስምት ስርዓት ላይ ገብሮ ለማግኘት
ከከንዲስ ገጽ ላይ ባለው ስምት ስርዓት ላይ ገብሮ ለማግኘት
ከከንዲስ ገጽ ላይ ባለው ስምት ስርዓት ላይ ገብሮ ለማግኘት

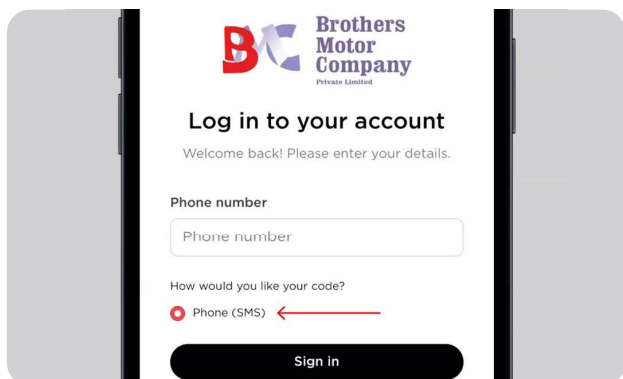
2



Log in with the mobile number that has been provided to us

ከከንዲስ ገጽ ላይ ባለው ስምት ስርዓት ላይ ገብሮ ለማግኘት
ከከንዲስ ገጽ ላይ ባለው ስምት ስርዓት ላይ ገብሮ ለማግኘት

3

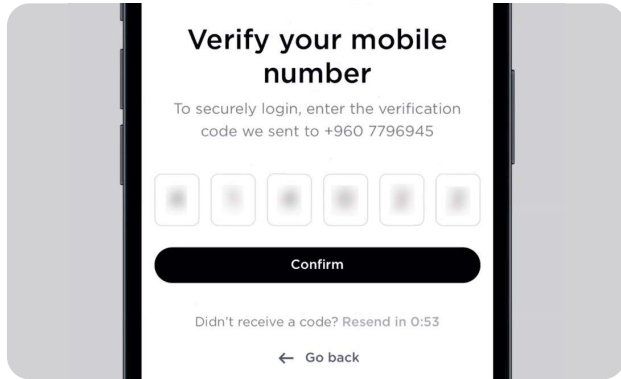


Select the preferred method for receiving the OTP. (Please ensure the mobile number/email matches the one provided to us.)

ከከንዲስ ገጽ ላይ ባለው ስምት ስርዓት ላይ ገብሮ ለማግኘት
ከከንዲስ ገጽ ላይ ባለው ስምት ስርዓት ላይ ገብሮ ለማግኘት
ከከንዲስ ገጽ ላይ ባለው ስምት ስርዓት ላይ ገብሮ ለማግኘት

Instructions

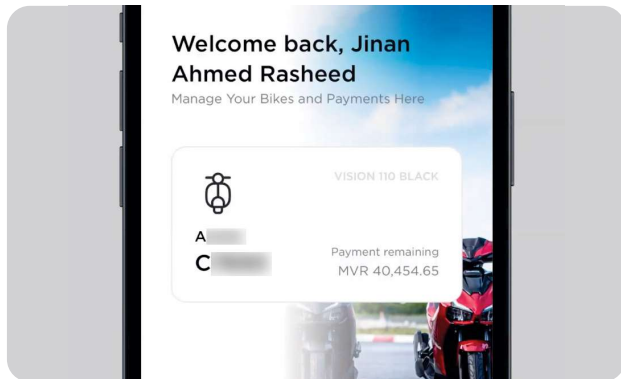
4



Enter the OTP you received

دخول الكود الذي تم إرساله إليك

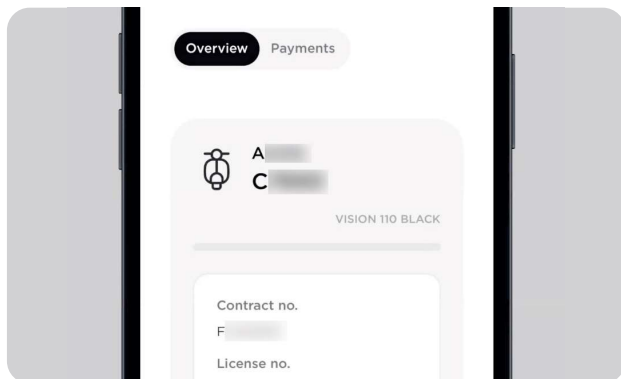
5



Select the bike for which you would like to make a payment for

اختر الدراجة التي ترغب في الدفع لها

6

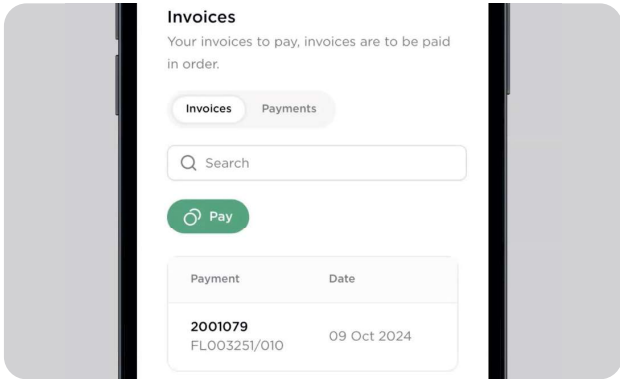


The **overview** below shows the details of the selected bike.

الرجوع إلى صفحة نظرة عامة للدراجة التي تم اختيارها
التي تظهر التفاصيل الخاصة بها

Instructions

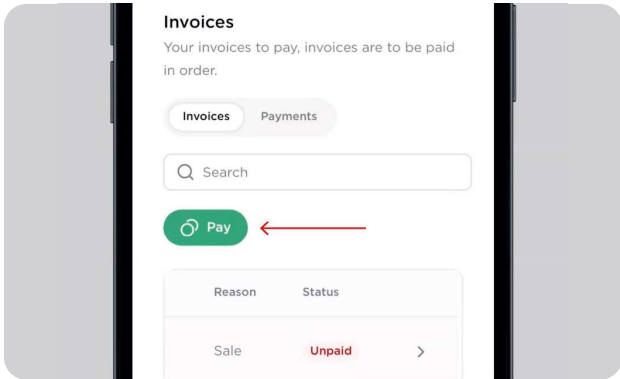
7



Select **"Payments"** as shown below to view the due payments

ترايلوسر زير جذرغ سول سولولولول
2001079
ترايلوسر "جذرغ" سولوس

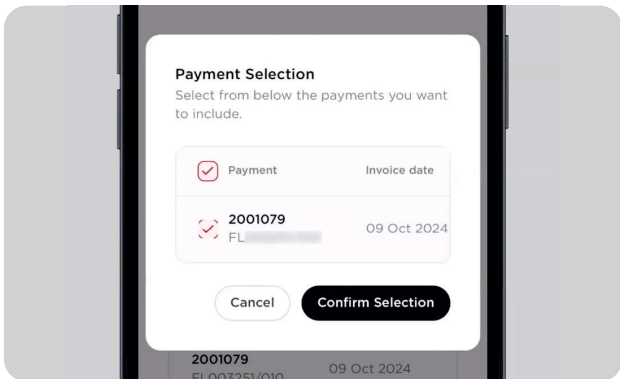
8



Please select **"Pay"** to proceed with your payment.

ترايلوسر "جذرغ" سولولولولول
2001079
ترايلوسر سولوس

9

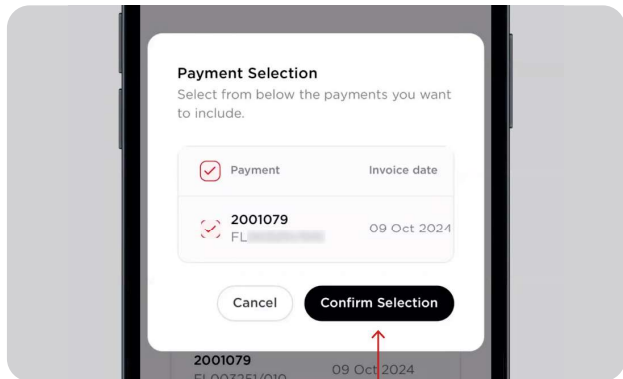


You can select all due payments or choose specific payment orders as per the policy on installment purchases.

ترايلوسر سولولولولول
2001079 سولولولولول
ترايلوسر سولوس

Instructions

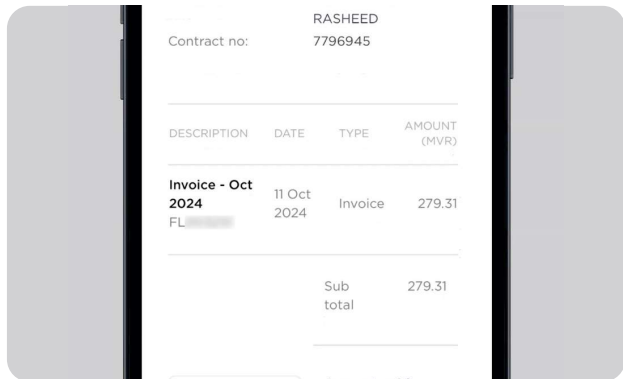
10



Proceed with payment using
“Confirm Selection”.

بھائیوں کے لئے سہولتوں کے ساتھ
بھائیوں کے لئے سہولتوں کے ساتھ

11



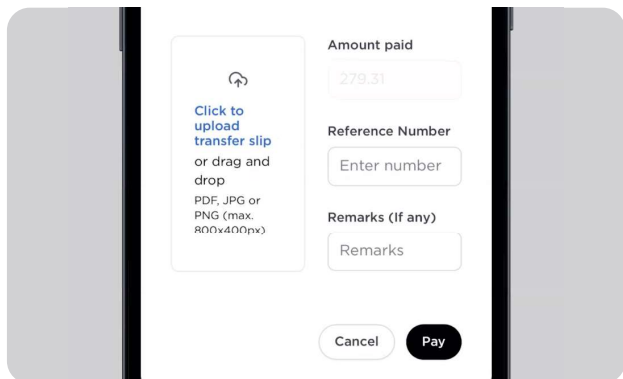
Transfer the total amount shown in the invoice
using your preferred Bank.

Brothers Motor Company
7730000190970 (MVR)

بھائیوں کے لئے سہولتوں کے ساتھ
بھائیوں کے لئے سہولتوں کے ساتھ

بھائیوں کے لئے سہولتوں کے ساتھ
بھائیوں کے لئے سہولتوں کے ساتھ

12

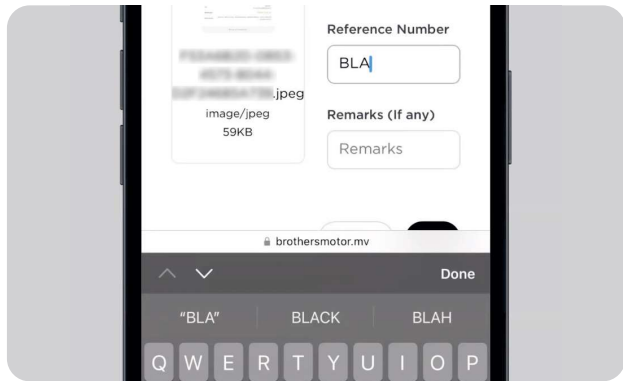


Upload the transfer slip to the portal

بھائیوں کے لئے سہولتوں کے ساتھ
بھائیوں کے لئے سہولتوں کے ساتھ

Instructions

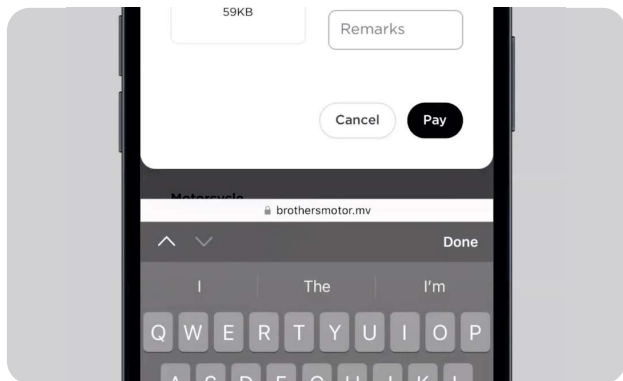
13



Write the reference number on the transfer slip as a **reference number** for payment on the portal.

تۆمۈر ئۆزىنىڭ سېتىۋالغان بۇ ماشىنىنىڭ رېفېرېنسى ئىسمىنى
بۇ تەلەپ نامىغا كىرگۈزۈپ، ئۆزىنىڭ تۆمۈر ئۆزىنىڭ رېفېرېنسى ئىسمىنى

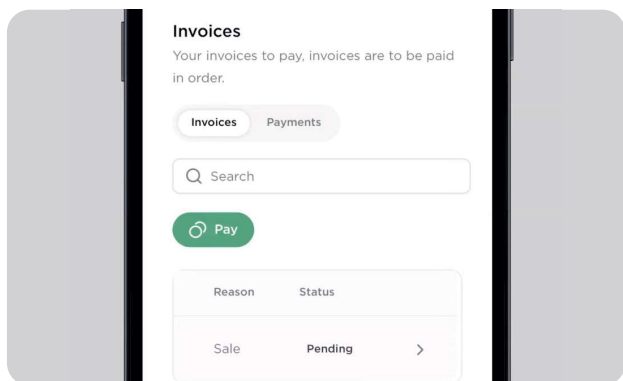
14



You're almost done! Please select **"Pay"** to complete your payment.

تۆمۈر ئۆزىنىڭ تۆمۈر ئۆزىنىڭ رېفېرېنسى ئىسمىنى
تۆمۈر ئۆزىنىڭ تۆمۈر ئۆزىنىڭ رېفېرېنسى ئىسمىنى

15



The paid payment status can be viewed in **"Invoices"**. Please note it will first appear as **Pending**.

تۆمۈر ئۆزىنىڭ تۆمۈر ئۆزىنىڭ رېفېرېنسى ئىسمىنى
تۆمۈر ئۆزىنىڭ تۆمۈر ئۆزىنىڭ رېفېرېنسى ئىسمىنى

تۆمۈر ئۆزىنىڭ تۆمۈر ئۆزىنىڭ رېفېرېنسى ئىسمىنى
تۆمۈر ئۆزىنىڭ تۆمۈر ئۆزىنىڭ رېفېرېنسى ئىسمىنى

